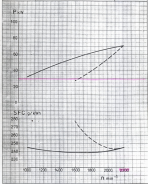


# DAF DF 615 71.5 KW 2200 RPM

10-30008701  
ISO 3045

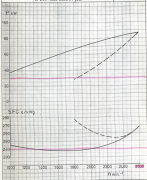
DF 615 MARINE  
COMMERCIAL DUTY  
ISO STANDARD POWER

DAF  
Diesel



# DAF DP 615 M 87 kw 118 bhp 2600 Rpm

10 63006701	DP 615 MARINE LIGHT DUTY	DAF Diesel
110 308E	60 FUEL STEP POWER 5724h - max 2000h /year	



# DAF DF 615 87 kw 2600 rpm 71.5 kw 2200 rpm

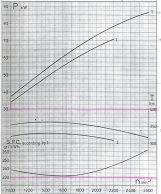
10 10 01 86 12

DF 615 INDUSTRIAL

DAF  
Diesel

ISO 3046

1 OVERLOAD POWER  
2 ISO STANDARD POWER



# DAF DF 615 107 kw 2400 rpm, 92.5 kw 2200 rpm

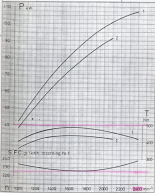
11 01 86 12

OT 615 INDUSTRIAL

DAF  
Diesel

100 104

1. OVERLOAD POWER  
2. 150 STANDARD POWER



# DAF DT 615 92.5 kw 2100 rpm

1130008701

DT 615 MARINE  
COMMERCIAL DUTY  
ISO STANDARD POWER

DAF  
Diesel

P kw

100

80

60

40

20

0

SFC g/kwh

240

220

200

180

1000

1200

1400

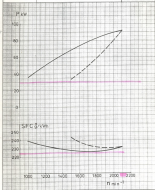
1600

1800

2000

2100 rpm

$n \text{ min}^{-1}$



# DAF DT 615 187 kw 2400 rpm

T160008701

DT 615 MARINE

DAF

180 2445

LIGHT DUTY

50% FUEL STOP POWER

5/34h - max. 2000h/year

Diesel

P<sub>kw</sub>

100

50

0

50

100

150

200

250

300

350

1600

1800

2000

2400

2800

3200

3600

4000

n min<sup>-1</sup>

SFC<sub>kw/h</sub>

200

250

300

350

400

1600

1800

2000

2400

2800

3200

3600

4000

1600

1800

2000

2400

2800

3200

3600

4000

n min<sup>-1</sup>