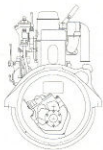
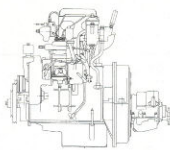




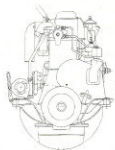
# 2 LW



743mm  
(29.25in)



1257mm  
(49.5in)



826mm  
(32.5in)

## MARINE PROPULSION ENGINES

### PERFORMANCE DATA

#### HEAVY DUTY 2 LW

Max. Power 28 bhp (20.9kw)  
at 1300 rpm

### GENERAL SPECIFICATION

**Bore** - 107.95 mm (4.25 in)

**Stroke** - 152.4 mm (6 in)

**Configuration** - 2 cylinders in-  
line

**Cycle** - 4 stroke

**Aspiration** - Naturally Aspirated

**Compression Ratio** - 14:1

**Capacity** - 2.8 litres (170 cu in)

**Rotation** - Anti-clockwise viewed  
from rear

**Nett dry weight (incl gearbox)**  
- Typical weight 473 kg (1040 lbs).

23 EYLOL 1994

# GARDNER

