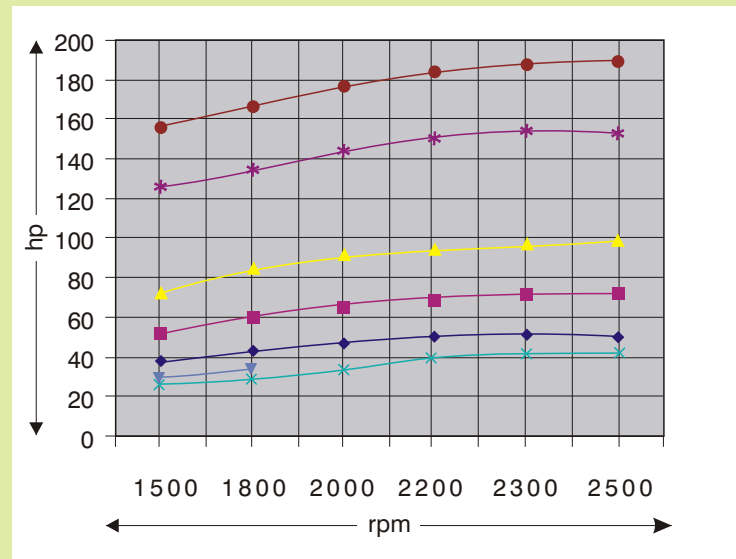




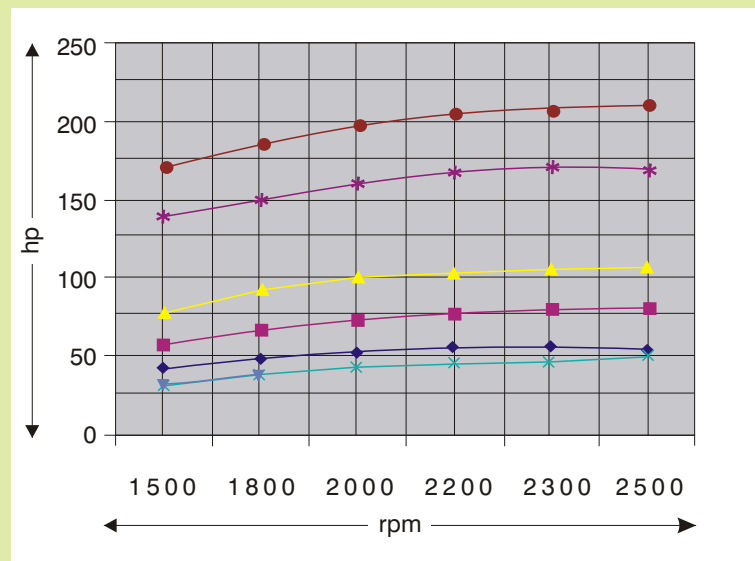
Enriching Lives

Horse power ratings as per IS 10002/BS:5514/DIN 6271/ISO 3046

Continuous Power Curve



Fuel Stop Power Curve



- 2R1040
- 3R1040
- 4R1040
- 4R1040T
- 3R860
- 6R1080T
- 6R1080TA



Enriching Lives

KIRLOSKAR BROTHERS LTD. 2nd Floor, Pencil Super Centre, No.15, Street 214, Phnom Penh, Kingdom of Cambodia Telefax: +855(23) 223656 E-mail: kbl@online.com.kh
KIRLOSKAR BROTHERS LTD. Heinrich Busold Strasse 47, D-61169 Friedberg (Hessen), Germany. Tel.: +49 (6031) 721536 Fax: +49(6031) 721602
 E-mail: jayant.kirloskar@kirloskar-germany.de
KIRLOSKAR KENYA LTD. P.O.Box 60061, Off Dunga Road, Industrial Area, Nairobi, Kenya. Tel.: +254(2) 542 999, 536 632 Fax: +254(2) 533 390.
 E-mail: kirloskar@iconnect.co.ke
KIRLOSKAR BROTHERS LIMITED Thaduea Road, near Simoung Shell Gas Station, Ban Thatkhao, Sisattank District, Vientiane, Lao PDR Tel: +856(21) 219761
 Fax: +856(21) 213058 E-mail kirloskar@laonet.net
KIRSONS TRADING (S.A.) (PTY) LTD. Office Block 152, Group Five House, 371, Rivonia Boulevard, Rivonia, Sandton, Johannesburg, South Africa. Tel.: +27(11) 8531054,
 2341651, 8060111 Fax: +27(11) 803 5521, 803 1324 Email: kirsons@mweb.co.za
KIRLOSKAR MIDDLE EAST FZE P.O. Box 4178, Ajman Free Zone, Ajman, U.A.E. Tel.: +971(6) 745 7667 Fax: +971(6) 744 8636 E-mail: kmef1300@emirates.net.ae
KIRLOSKAR OIL ENGINES LIMITED Khadki, Pune - 411 009. Tel.: +91(20) 2581 0341, 2581 5341. Fax: +91(20) 2581 3208, 2581 0209
 E-mail: global@kirloskar.com

NOTE : As continuous developments are contemplated, the information and illustrations are subject to change and are not binding.
 © Oracle is a registered trademark of Oracle Corporation.



R1040 | SERIES

WELL THOUGHT - OUT ENGINES



Product Support :

Kirloskar has one of the most extensive service networks in India. Almost 90% of Kirloskar medium engines are within a 100 kilometre periphery of a Kirloskar Service Dealer. 198 Service Dealership locations provide relentless service to the customers. The location of the dealerships and their infrastructure is continually assessed based on the Kirloskar engine population build-up in each territory, and the emerging service needs of the customers. Out of these, 68 Service Dealership locations provide 24-hour service. The number of Service Dealerships that provide 24-hour service are growing day by day. Additionally, Kirloskar Territory Managers, Service Engineers and Technicians are stationed at 21 Kirloskar Area Offices. A well spread out service network manned by about 1,545 Kirloskar trained engineers and technicians ensures prompt service and easy availability of genuine spare parts, thus enabling highest up time for Kirloskar engines.

All pervasive IT in operations:

Having foreseen the power of IT to transform businesses, way back in 1998 KOEL installed the world's leading Enterprise-wide Solution (ERP) Oracle. This installation is noted to be one of the most comprehensive installations of Oracle in the manufacturing industry. The installation of ERP in 1998 was followed up with net enabled business processes in 2000. With this initiative, Kirloskar Service Dealers, OEMs, Area Sales Offices, Suppliers and the Logistic Providers form a digital community that is ever ready to respond to each customer need efficiently. The Service Dealerships are able to respond to customer needs quickly and efficiently by accessing round-the-clock latest service information and parts' availability over the internet, 24 hours a day,



Kirloskar engines: Prime movers to your business.

Kirloskar Oil Engines Limited, founded in 1946 and popularly known as KOEL is India's leading manufacturer of the finest and widest range of diesel engines - from 3 hp to 800 hp, and from 2400 hp to 11,000 hp. The engines are branded as 'Kirloskar'. With annual manufacturing volumes exceeding 200,000 engines, Kirloskar engines are available in both air-cooled and liquid-cooled versions. The main engine manufacturing plant is at Pune, and other manufacturing locations are Nashik, Ahmednagar, Rajkot, Indore and Kolhapur. Kirloskar engines are used as prime movers in Industrial, Agriculture, Power Generation as well as Marine Application. The engine manufacturing facilities are continually upgraded and improved to ensure the requisite quality at competitive cost. Critical components like crankcases, crankshafts, camshafts, gear casing, cylinder heads and connecting rods are manufactured in-house. KOEL also manufactures for its exclusive use, special purpose machines to achieve critical degrees of precision that international specifications demand. The prestigious ISO 9001 certification for Quality Management Systems in 1992 and ISO 14001 certification for Environmental Management Systems in 1999 are proof of Kirloskar's commitment to quality and environment. KOEL is the first engine manufacturing company in India to be awarded the ISO 14001 certification. At Kirloskar, we believe that the industry and the environment can, and must, coexist in a mutually beneficial way. Bringing this thought into practice, is what has driven us to manufacture engines that are not only eco-friendly, but are also manufactured in an environment-friendly way.

Brief specifications

Models	2R1040	3R860	3R1040	4R1040	4R1040T	4R1040TA	6R1080T	6R1080TA
Engine Description	Vertical Liquid-cooled, compression Ignition four stroke cycle diesel engines							
Aspiration	Natural	Natural	Natural	Natural	Trubo	Turbo After Cooled	Turbo	Turbo After Cooled
Bore X Stroke (mm)	105 X 120	100 X 110	105 X 120			105 X 125		
Displacement	2080	2580	3120	4160	4160	4160	6480	6480
Compression Ratio	18:1			17:1		17.6:1	14.5:1	
Direction of Rotation	Counter clockwise (looking at flywheel end)							
Speed Maximum Operation (RPM)	2500							
Minimum operating (RPM)	1500							
Dry weight of engine, with radiator , without bell housing	350	398	398	494	521	550	700	850
Dry weight of engine with flywheel & SAE 3 flywheel Housing & Radiator	391	424	424	535	564	591	741	891
Weight of standard flywheel in kg	41	41	41	41	41	41	41	41

Approximate shipping specifications with standard equipment

Model	Net Weight (kg)	Gross Weight (kg)	Packing case size (mm)
2R1040	350	500	1470 x 900 x 1150
3R860	398	550	1470 x 900 x 1150
3R1040	398	550	1470 x 900 x 1150
4R1040	494	600	1500 x 930 x 1250
4R1040T	521	730	1510 x 930 x 1300
4R1040TA	550	870	1500 x 930 x 1250
6R1080T	700	1150	1840 x 1200 x 1500
6R1080TA	850	1310	1840 x 1200 x 1500



User advantages

Benefits of the same engine family covering the output range 38 to 189 BHP and variety of equipment:

- Lowest possible parts stocking to meet any field service need. 85% components are common throughout the R1040 engine family.
- As the R1040 engine family also has a very wide operating speed range upto 2500 rpm, the need for training of maintenance personnel is minimized.
- Better logistics support is possible due to lower weight and volume of equipment and individual engine parts, lower frequency of workshop attendance, extended MTOBs, faster maintenance, extended diesel and lube oil top-up intervals.
- Agency Certification by institutions like R&D Dighi, Pune, ARAI Pune for engines used in Defence, Mining and Government sectors.

Optional equipment

- Residential type exhaust silencer
- Heat exchanger cooling arrangement.
- Holset type flexible coupling with following unfinished bore flanges

Engine Model Unfinished bore / Coupling Type

2R1040	25 mm (0.12 RB)
3R860/3R1040	25 mm (0.12 RB)
4R1040	25 mm (0.12 RB)
4R1040T	30 mm (0.20 RB)
6R1080T/TA	30 mm (0.24 RB)

- Provision for gear driven hydraulic pump
- Belt / gear driven compressor
- Automatic engine shut-down arrangement in case of low lube oil pressure, high cylinder head temperature, V belt-failure and engine over sped (details on request)
- Industrial Power Take-Offs (Twin Disc type)#

Standard equipment

- In line vertical liquid cooled diesel engine
 - Anti clockwise rotation (looking from flywheel end).
 - 12V electric starting with starter, without wiring,
 - Battery charging Alternator
 - MICO fuel pump
 - Lube oil cooler
 - Lube oil filter 'Spin on type'
 - Twin bowl fuel filter
 - Dry type air cleaner with pre-cleaner
 - Exhaust silencer
 - Expansion bellow
 - Engine Control panel and wiring harness
 - Fuel pipes
 - Radiator, radiator fan
 - Flywheel with starter ring
 - Engine foots suitable for rigid mounting
 - Standard oil filling and raised dipstick arrangement
 - Special lube oil sumps to suit high inclinations (details on request)
 - Flywheel housing (SAE4,3,2 and 1)
 - 24V electrical starting system
 - Cold starting aid for engine starting below minus 5 C down to minus 20 C (detail on request)
 - Mud filter and water separator
 - Holset / equivalent coupling
- #Note: Selection depends on application, rpm and torque to be transmitted. Consult KOEL R&E for proper selection.

Horse power ratings as per IS 10002/BS:5514/DIN 6271/ISO 3046

Engine	Rpm	Continuous Rating ICXN		Fuel Stop Power IFN	
		Power HP	Max Torque kg-m @ 1300-1400 rpm	Power HP	Max Torque kg-m @ 1300-1400 rpm
2R1040	1500	27	12.9	29	13.8
	1800	30		33	
3R860	1500	25	13	28	14.3
	1800	30		33	
	2000	36		40	
	2200	40		44	
	2300	42		46	
3R1040	1500	38	18	42	20
	1800	43		47	
	2000	45		50	
	2200	49		54	
	2300	50		55	
4R1040	1500	52	25	57	28
	1800	61		68	
	2000	67		74	
	2200	69		76	
	2300	70		77	
4R1040T	1500	72	34	79	38
	1800	85		93	
	2000	91		100	
	2200	94		105	
	2300	96		106	
4R1040TA	1500	105	50	115	55
	1800	-		-	
	2000	-		-	
	2200	-		-	
	2300	-		-	
6R1080T	1500	125	54 @ 1600 RPM	140	60 @ 1600 RPM
	1800	133		148	
	2000	145		161	
	2200	150		167	
	2300	152		169	
6R1080TA	1500	141	67 @ 1600 RPM	171	75 @ 1600 RPM
	1800	168		185	
	2000	178		198	
	2200	185		205	
	2300	187		208	
	2500	-		210	

Notes:

Continues rating

- For NA engines as per ISO 3046 ICXN (NA - Naturally aspirated, TC - Turbocharged, TA - Turbo After Cooled)
- The power available for heavy continuous load. An over load of 10% is permissible for 1 hour for every 12 hours of consecutive running.

Fuel stop power rating

- As per power available for variable load/variable speed applications where the average load factor is as high as 70% (Approval from KOEL Engineering Dept. is essential for applying max. power rating to a particular application).

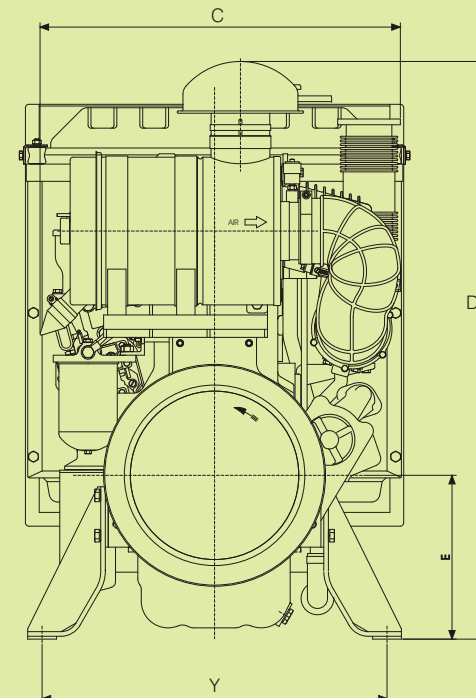
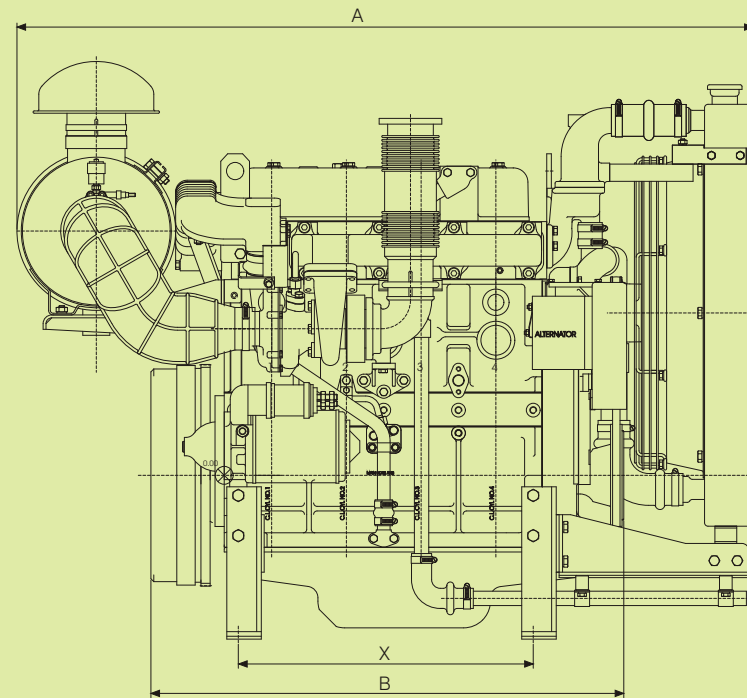
*As continuous development are contemplate the engine specification are subject to change without prior notice.

Overall dimensions and installation drawings
(2R1040/3R860/3R1040/4R1040T/4R1040TA/6R1080T/6R1080TA Engines)

	A	B	C	D	E	X	Y
2R1040	920	560	695	1087	285	254	600
3R860	1046	690	695	1087	285	384	600
3R1040	1046	690	695	1087	285	384	600
4R1040	1140	823	650	1093	285	514	600
4R1040T	1281	823	650	1093	285	514	600
4R1040TA	1490	823	900	1094	285	514	600
6R1040T	1822	1137	909	1416	285	647	600
6R1040TA	1822	1137	1060	1416	285	647	600

All dimensions are in mm

- For 3R, 4R, 4RT, 4RTA there are 4 holes, 16° drill through for engine foot
- For 6R, 6RT, 6RTA there are 12 holes, 16° drill through for engine foot
- These dimensions may vary from alternations depending on applications.



365 days a year, including a leap year. In the year 2005, KOEL is expanding the IT applications in the area of Customer Relationships Management [CRM]. The CRM Module will enable KOEL to actively address the needs of its existing as well as prospective customer base.

Liquid-cooled diesels, engineered to economise.

Maximum economy and reliability are the features of Kirloskar diesel engines. The power units are produced to meet the high precision and quality standards symbolised by the name Kirloskar. A strictly modular design ensures component standardisation which resolves many spare parts' supply problems. The R1040 engine series conform to Euro I & II/COM Stage I & II and US Tier I & II norms for off-road use.

Salient features

- Designed for heavy duty Industrial applications like Tractor, Mining, Earth Moving, Construction, Material handling, Automotive market segments.
- The Piston is designed to have centralised cavity. High air to fuel ratio, injectors with smaller spray holes and large number of holes ensure proper combustion of fuel.
- Piston continuously cooled by built-in oil jet spray for minimum liner piston wear. In-line gear driven MICO fuel pump with EP-RSV governor for ease of fuel setting and field servicing.
- Lower fuel consumption as compared to other engines in this class.
- Full flow plate type lube oil filter for maintaining optimum lube oil temperature.
- No external lube oil piping for engine lubrication.
- Lube oil coolers are of modern plate type design, which is compact and efficient.
- Rigid Load bearing crank case, acts as load bearing member for

application like tractor, fork lift etc.

- The rigid structure also ensures minimum cylinder bore distortion, low lube oil consumption, extended life of lube oil and reduced particulate emission.
- The rigid and integral cylinder head is equipped with replaceable valve seats and valve guides. The heads are provided with six bolts per cylinder to ensure uniform clamping. Steel backbone cylinder head gasket ensures proper sealing.
- Crankshaft is of forged alloy steel with hardened journals and pins.
- Rigid engine structure and crowned gears in gear train substantially reduce the engine noise.
- Ability to take drive from both engine ends to meet specific application requirement.
- High back up torque provision for engine-mounted, belt or gear-driven compensatory, gear driven hydraulic pump to meet specific application requirements for compact installation.
- All maintenance points like fuel pump, fuel lift pump, lube oil filling, dipstick, fuel and lube oil filters on one side for easy maintenance. Injectors are housed outside rocker cover to enable easy maintenance.
- Wet liners ensure low cost of maintenance as compared to engines with dry liners. Also wet liners are easy to replace at site without any special tooling.
- Meeting prevailing emission norms and capable to meet likely future emission norms.
- MTBO of minimum 8000 hours Low operating cost as compared to other engines in its class (lube oil change period of 400 hours, low fuel and lube oil consumption).
- Turbocharged and Turbo After cooled versions available for 4 and 6 cylinder engines.

R1040 SERIES