


Volkswagen Indi

ADG

Diesel Industrial Engine 1900 cm³




Construction	4 cylinder in-line Diesel engine with swirl chamber
Output	45 kW at 2000 rpm
Direction of rotation	Looking at flywheel - left -
Fuel-injection system	Distributor injection pump with governor and electric fuel cut-off
Fuel	Diesel fuel CV min. 45
Cooling	Sealed, pressurized coolant system with oil cooler in water flow
Installation position	Looking at flywheel - inclined 30° to right -
Dimensions	Height 637 mm, width 425 mm, length 583 mm
Dry weight	100 kg
Rated	VW42/11C (BURCO, EPA)


ustrial Engines

ADE

Diesel Industrial Engine with
exhaust turbocharger TPO0601



Construction	4 cylinder in-line diesel engine with cylinder chamber and exhaust turbocharger
Output	56 kW at 1500 rpm
Direction of rotation	Looking at flywheel - left -
Fuel-injection system	Distributor injection pump with governor and electric fuel cut-off
Fuel	Diesel fuel Cet. min. 40
Cooling	Sealed, pressurized coolant system with oil cooler in water flow
Installation position	Looking at flywheel - inclined 20° to right -
Dimensions	Height 427 mm, width 427 mm, length 520 mm
Dry weight	105 kg
Exhaust	91/540/13C (EURO 3, EPA



Construction	4 cylinder in-line spark-ignition engine
Output	37 kW at 5000 rpm
Direction of rotation	Loading of flywheel - left -
Fuel-induction system	Booth Electronic MP-ED
Fuel	Premium petrol (unleaded) min. 95 RON Can also be run with regular petrol.
Cooling	Soaked, pressurised coolant system
Installation position	Loading of flywheel - Indirect 30° to left -
Dimensions	Height 650 mm, width 550 mm, length 590 mm
Dry weight	35 kg
Reference	MPQ/EC



VOLKSWAGEN

VOLKSWAGEN AG

Postfach 700

6-1954 Industrial Sales

D-38444 Wolfsburg

Telex: +49-5361 / 90 71 66

Telefax: +49-5361 / 90 06 90

Your Dealer: